



HALOGO


HaloGo Partner

TUTORIAL

HOW TO PORT-IN NUMBER

HaloGo Partner

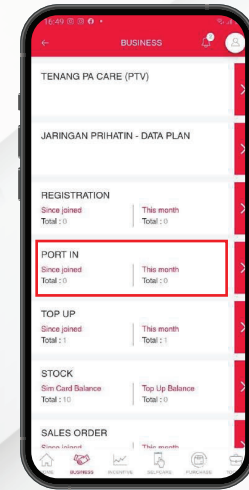
TUTORIAL



1. Open your HaloGo Apps



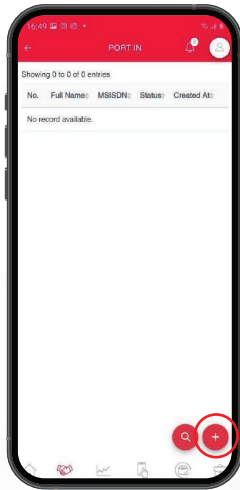
2. Click on Business in the bottom of page



3. Click on Port-In

HaloGo Partner

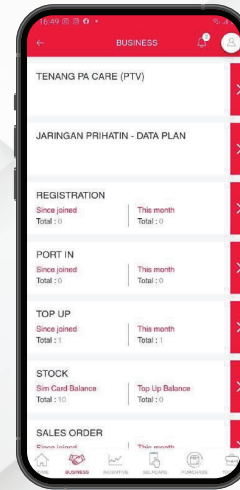
TUTORIAL



4. Click on “+”



5. Choose your service provider and your phone number



6. Please follow the next step to complete the Port-in